



The Swingline Range

Complete Signs

Puma

THE SLENDER CASSETTE AWNING



T: 0800 376 0213

F: 0800 376 0214

sales@completesigns.co.uk

www.completesigns.co.uk



The Swingline Range

Complete Signs

Puma

THE SLENDER CASSETTE AWNING

THE COMPACT CASSETTE

THE CASSETTE AWNING WITH THE PERFECT DIMENSIONS.

The compact, cassette PUMA effectively protects both the fabric and mechanism, providing a long awning life. Elegantly shaped end caps maintain the smooth design. Top quality material and precision craftsmanship guarantee perfect functioning and longevity. For example, only achromatised aluminium and rustproof A2 screws and nuts are used. The well designed components ensure a fast and problem free assembly. The elegant, high strength extruded brackets guarantee simple and fast mounting fitting, even on difficult facades. The PUMA comes complete with a standard 5 year guarantee on parts.



TECHNOLOGY - QUALITY - DESIGN.

The articulated and CE-tested PUMA arm is characterised by its elegant, eye-catching design and convincing performance. All components have been developed to ensure smooth functioning and high durability and have proved themselves in very demanding load tests. The use of high quality aluminium in combination with high strength cast parts stand for optimal safety even under extreme load. Two 4mm tear resistant steel cables sheathed in a highly flexible plastic material protect against corrosion and damage, guarantee at least **25,000 arm operations**. It applies the force of up to two springs in the upper arm section and ensures proper tensioning of the awning.





The Swingline Range

Complete Signs

Building on many years of experience in international competition, the use of the latest development and testing methods has created an awning that is convincing due to its excellent price-quality level. The PUMA emerges favourably against the competition because of its light and elegant appearance.



THE ARM.

The slender articulated PUMA arm with a PUR sheathed and 2 cable band guarantees more than 25,000 movements.



THE TECHNOLOGY.

Cast aluminium components, together with the advanced mechanism guarantees a simple inclination adjustment.



THE FRONT COVER ELEMENT.

The elegant cover element closes exactly against the cassette front profile, and is distinguished by its high tension resistance.

OPTIONAL EXTRAS.

- Electrical Operation • Remote Controlled Patio Heater • Remote Controlled LED Lights
- P.I.R. (Passive Infra Red) Sensor • Wireless Sun & Wind Sensor • Wireless Rain Sensor
- Powder Coating to RAL • Bungalow / Bespoke Brackets

Technical Specifications:

TECHNICAL DATA (IN MM).

PROJECTION	1500	2000	2500	3000
MINIMUM WIDTH	1880	2380	2880	3380

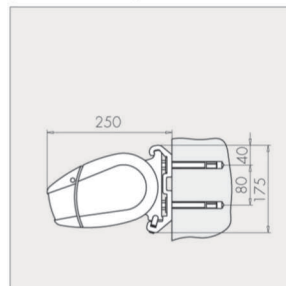
MAXIMUM WIDTH: 5000

MAXIMUM PROJECTION: 3000

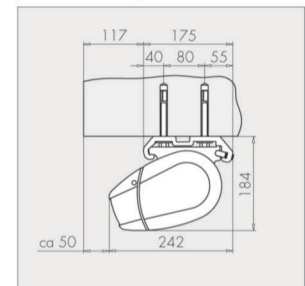
OPERATION: Gear unit with hand crank or motor.



Wall mounting
(Dimensions in mm)



Ceiling mounting
(Dimensions in mm)



Puma

THE SLENDER CASSETTE AWNING


TWO FURTHER OPTIONS IN THE SWINGLINE RANGE:



CHEETAH

Open Awning

The classic CHEETAH awning is characterised by advanced technology, with an extremely attractive price / performance ratio. A small number of system parts and their easy handling reduce the production time and therefore also the production costs for the awning manufacturer. The CHEETAH awning is highly resistant to corrosion.



CARACAL

Semi-Cassette Awning

The CARACAL is extremely compact, can be mounted very quickly and offers perfect protection of the awning fabric. The maximum protection is 3000mm with a maximum width of 6000mm. Ideally suited for the shading of balconies and terraces.

Thanks to ingenious modular system planning, the entire range of James Robertshaw & Sons (1954) Ltd awning family can be realised with only very few components and therefore minimises storage and budget.

Authorised Dealer



Complete Signs

South London Office:

Studio 303
Maddison House
226 High Street
Croydon Surrey
CR9 1DF

T: 0800 376 0213

F: 0800 376 0214

sales@completesigns.co.uk

www.completesigns.co.uk